



### TOP1200CR

Dimensions (mm)	External	Internal
Height	439	165
Width	1200	850
Depth	395	311
Capacity (GN)		
Gross	3xGN1/3 + GN1/2	
Net		



### TOP1500CR

Dimensions (mm)	External	Internal
Height	439	165
Width	1500	1150
Depth	395	311
Capacity (GN)		
Gross	5xGN1/3 + GN1/2	
Net		



### TOP2000CR

Dimensions (mm)	External	Internal
Height	439	165
Width	2000	1650
Depth	395	311
Capacity (GN)		
Gross	9xGN1/3	
Net		



### TOP1200-14CR

Dimensions (mm)	External	Internal
Height	439	165
Width	1200	850
Depth	335	251
Capacity (GN)		
Gross	5xGN1/4	
Net		



**TOP1500-14CR**

Dimensions (mm)	External	Internal
Height	439	165
Width	1500	1150
Depth	335	251
Capacity (GN)		
Gross		7xGN1/4
Net		



**TOP2000-14CR**

Dimensions (mm)	External	Internal
Height	439	165
Width	2000	1650
Depth	335	251
Capacity (GN)		
Gross		10xGN1/4
Net		

## Features

- Stainless steel exterior & interior
- Glass structure
- Accepts GN containers up to 150mm deep (not supplied)

## Additional Extras

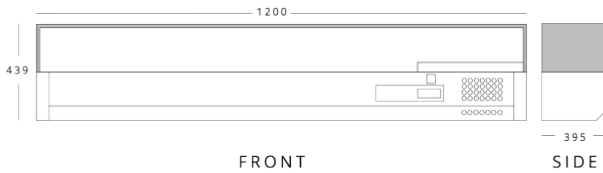
- T3-WALLBRKT1 - 1/4 Wall bracket for TOP1200/1500/2000-14CR
- T3-WALLBRKT2 - 1/3 Wall bracket for TOP1200/1500/2000CR




## Technical Specification

	TOP1200CR	TOP1500CR	TOP2000CR	TOP1200-14CR	TOP1500-14CR	TOP2000-14CR
Temperature Range	+2°C ~ 8°C	+2°C ~ 8°C	+2°C ~ 8°C	+2°C ~ 8°C	+2°C ~ 8°C	+2°C ~ 8°C
Climate Class	4	4	4	4	4	4
Power Supply	13amp	13amp	13amp	13amp	13amp	13amp
Cooling	Static	Static	Static	Static	Static	Static
Defrost	Manual	Manual	Manual	Manual	Manual	Manual
Noise Level	46db	46db	46db	46db	46db	46db
Refrigerant	R600a	R600a	R600a	R600a	R600a	R600a
Power Usage (w)	110	110	110	110	110	110
Weight (kg)	60	72	92	55	66	85


### TOP1200CR



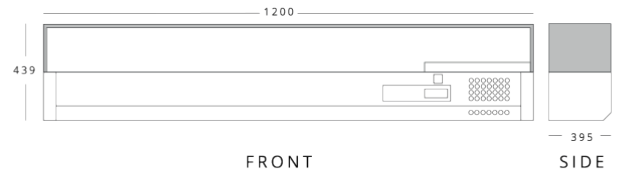
### TOP1500CR



### TOP2000CR



### TOP1200-14CR



### TOP1500-14CR



### TOP2000-14CR

